

Owners Manual

*Theophany*TM M3



Love from New Zealand!


*Theophany*TM

www.theophanyloudspeakers.com

Firstly we would like to welcome you to the "Theophany™ Family". We appreciate that your choice of Hi-fi equipment is vast, especially when it comes to the selection of loudspeakers that are available in the market today. We therefore want to thank you for choosing to purchase your M3's. We are very confident that you will gain vast amounts of pleasure in the use of your speakers.

One of the reasons that our company has continued to grow is because of the support we have from our clients. With this in mind we would like to ask that if you have any questions or comments then we would like to hear them. Both positive and negative comments are appreciated as we have found them both to be essential in us creating speakers that are loved by all those that purchase them.

Sincerely



Garth Murray

Director

Theophany™ Loudspeakers Ltd.

Cnr Weedons Ross & McClelland Road

R.D.5 Christchurch 7675

P +64 3 347 7232

F +64 3 347 7532

M +64 27 567 7335

garth@theophanyloudspeakers.com

www.theophanyloudspeakers.com

Table of Contents

- 4: Features and Benefits
- 5: Room Acoustics
- 6: Speaker Positioning
- 8: Speaker Cabling and Connection
- 9: Amplifiers
- 10: Care of finishes / Warranty
- 11: Warranty Exclusions

Final Quality Assurance check.

Checked by: _____

Date: _____

Serial Numbers: _____

M3 150 watts RMS - 8 ohms
34hz-27khz +or- 3db 1w 1m nominal

Features and Benefits


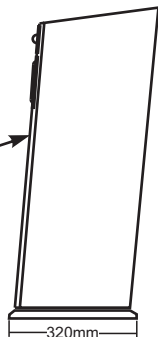
Your M3 speakers feature some of the latest technology in the loudspeaker industry today.

Woofers: Neodymium magnets, multiple layer voice coils, twill woven glass cones and cast aluminum frames provide very precise, detailed, distortion free sound.

Tweeters: Our Torridial™ tweeter has been designed for us in conjunction with Arvus. Featuring our new donut shaped silk form they produce outstanding detail without sibilance or harshness. They also offer exceptional off axis response and increases the sound stage.

The curved cabinet dramatically increases strength and minimises harmonic distortion and cabinet colouration.

Angled front provides physical phase alignment and increases sound stage depth



Aerodynamic shape improves efficiency and detail due to the virtual elimination of both internal and external standing waves

Plinth provides stability as well as accurate airflow control out of the down firing port. It also has facility to accept any standard 6mm threaded spikes.

Very attractive design and finishing allows them to look special in any environment.

Room Acoustics

Every room is different, the M3's have been designed to perform in most environments successfully. However it is important to note that room size, ceiling height and furnishings can affect the performance of any Hi-fi or Home Theatre system.

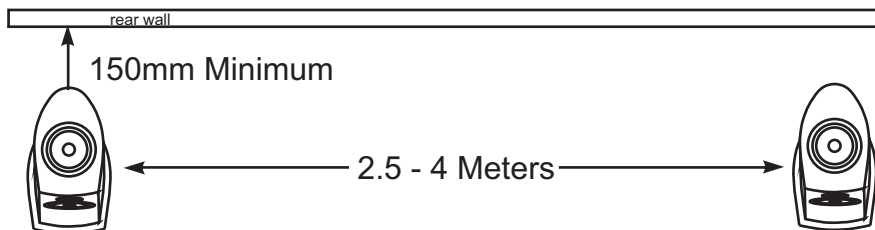
Solid floors enhance low Frequency. Soft floors can some times dissipate it and cause a slight lack of bass response.

Unsymmetrical rooms often provide excellent low frequency performance.

Too many harsh surfaces will cause overly bright mid and high frequency performance. Too many soft furnishings will result in a dull lifeless performance. A mix of both soft and hard surfaces is optimum. This balance can only be found with experimentation and is once again dependent on room size.

Speaker Positioning

Because the M3's have a down firing port and a very aerodynamic shape the positioning relative to the wall is not as critical as with normal loud speakers. They should be positioned at least 150mm from the wall behind, but can be moved further away for a more realistic and lifelike performance.



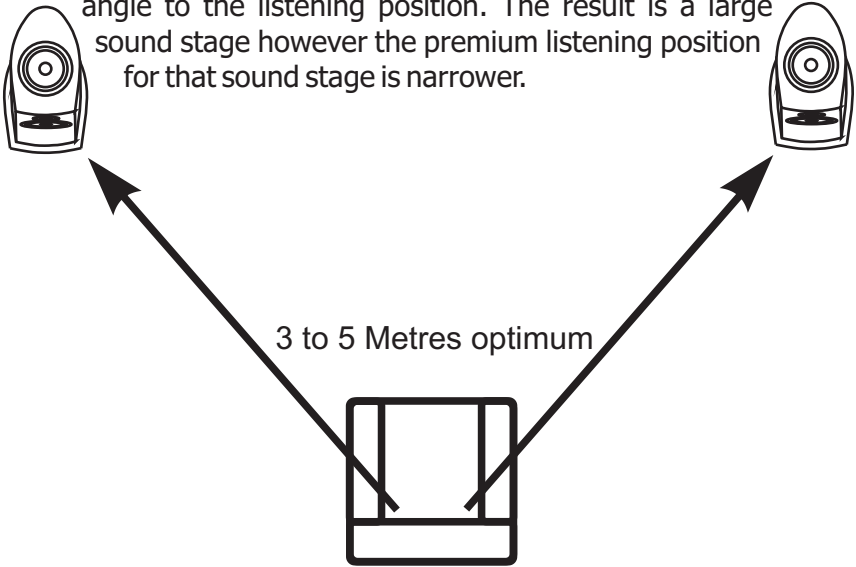
Sound Stage

This is the term for how expansive the speakers sound. Do the instruments and vocalist seem to be positioned as if they were on a stage in your living room? Does it sound like the sounds are coming from outside the speakers? This is our goal with your M3's in your home.

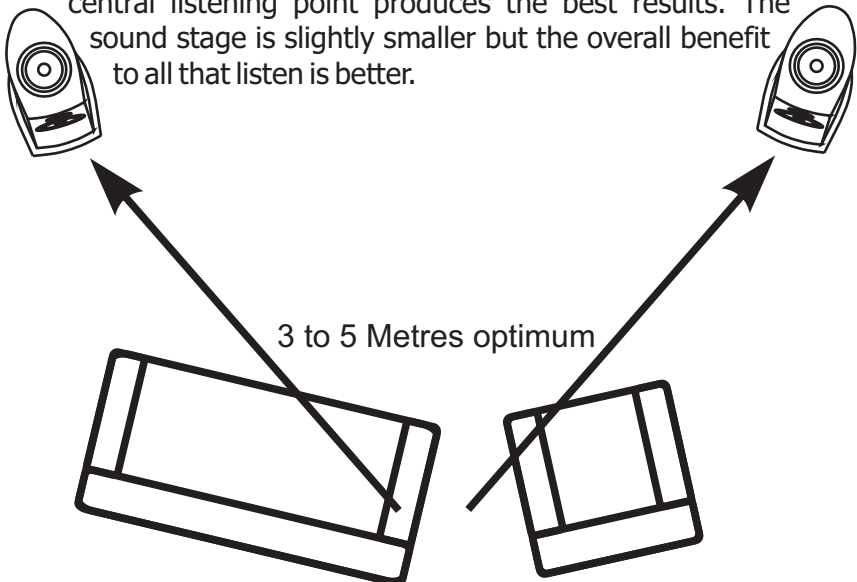
Because of the aerodynamic shape of our speakers we have discovered some simple rules to achieve the best results.

Our testing is however done in a special listening environment so the results can vary from room to room we therefore recommend experimentation to achieve the results that you the listener favours most.

With a narrow seating position the best sound stage can be had by facing the speakers parallel with each other and at the same angle to the listening position. The result is a large sound stage however the premium listening position for that sound stage is narrower.



Where the listening position is wider we have found that angling the two speakers in such that they are pointing just beyond a central listening point produces the best results. The sound stage is slightly smaller but the overall benefit to all that listen is better.



Speaker Cabling and Connection

Speaker cables are a very personal issue. We have found that there is added benefit with added cost however this does not all ways apply and often the gains are minimal for large outlays. We recommend good quality Oxygen Free Copper cable. We have also found that 2.5mm cable and thicker improves response, especially when trying to gain the most detail as well as best bass response.

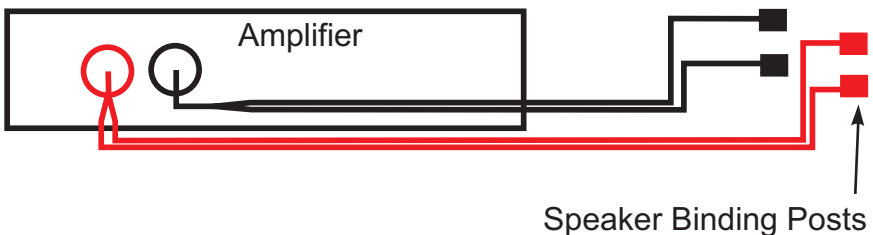
The Theophany M3's have full range woofers and a minimal crossover on the tweeter. We have been able to do this due to our rather unique and clever driver designs.

This means that both bi-wiring and bi-amping are very good options for your M3's.



The M3's have four binding posts on the rear. The top black and red posts are the input for the tweeter. The bottom posts are for the woofers. They will take either bare cable or 4mm banana plugs. All of the posts must be connected for the speaker to work correctly. This means that if a bi-wire cable is not used a jumper cable from the bottom red post to the top red post and the bottom black to the top black post must be used.

Bi-wiring is where a cable has four separate strands. Each of the four strands is connected to one of the binding posts. The two that are connected to the red posts are wound, soldered or connected at the amplifier and then connected to the rear of the amplifier. The black wires are done the same.



Amplifiers

There are two main amplifier options on the market today. Home Theatre or Hi-fi. Both of which have benefits depending on the application required. As our focus at Theophany is music we recommend where ever possible that a good two channel Hi-fi amp is used with the M3's. Most of these can be added into a home theatre system and paired with a Home Theatre receiver if required.

By utilising this method the quality of music is far superior than just using a Home Theatre receivers on its own. Should however you wish to do this there are several excellent options on the market today. If you would like current advise on what is a suitable match for the M3's then feel free to contact us for this information.

The M3's are very efficient so will run with almost any amplifier on the market today. However the higher the current capacity generally the better the performance. We have paired them with valve amplifiers as small as 7 watts, right up to 400watts. A good mid point is around 70 to 125watts.

The greatest danger to the M3's is running current through them that is greater than they can handle. They will handle 150 watts RMS continuously. They will overload if more than this is run through them for extended periods. They will also be compromised if a low power amplifier is run at very high volumes. What can happen is the load on the amplifier can cause it to distort sending current, which can be up to three times higher than normal, into the speakers. This can severely damage all of the components. Therefore we recommend an amplifier that can provide listening volumes without being driven to hard.

Distortion

If the speaker is distorting it will generally be because it is being run to loudly and should be turned down. If it continues to distort at low volumes the voice coils in the woofers may have been compromised or the amplifier is faulty.

Care of Finish

All of our speakers are finished using the most advanced technology available to the furniture industry. This means they can generally be maintained using most furniture cleaning or polishing products as long as they are not solvent based.

The drivers (speaker units) can be cleaned with a damp cloth to remove any dust or marks. The tweeter has a grill for protection. If it is looking dusty we recommend blowing the dust out with a can of compressed air.

Warranty

The warranty will provide coverage against defects, faulty workmanship and materials in all Theophany neodymium drivers. Normal wear and tear from external sources is not covered by warranty.

Theophany will supply new drivers if any are found to be faulty or malfunctioning in the first 2 years from date of purchase. Warranty does not cover installation labour costs. Warranty is extendable by a further 3 years at no charge when this product is registered via the provided registration card or on the internet at www.theophanyloudspeakers.com

The warranty does not cover any consequential loss or damage howsoever arising, and is strictly limited to the value of the product supplied, excluding freight charges.

Please see following page for warranty exclusions.

Warranty Exclusions

1. Exclusions to Warranties. Except as expressly provided in this Agreement, all warranties, descriptions, representations and conditions as to fitness or suitability for any purpose, tolerance to any condition, merchantability or otherwise whether expressed or implied by law, trade, custom or otherwise are expressly excluded. No warranty express or implied relating to the Goods shall extend to include:

- (a) faults and damage caused by using the Goods outside of their specifications or in breach of any User Guide and/or resulting from general wear-and-tear;
- (b) faults and damage caused by a customer using the Goods outside of the scope or in breach this manual;
- (c) faults and damage caused by poor handling by the Customer;
- (d) damage to Goods after risk of loss passes;
- (e) faults and damage where changes, maintenance and/or repairs have been undertaken by any third party not authorised by the Seller;
- (f) faults and damage caused by failure of any accessory not approved by the Seller;
- (g) faults and the repair of damage to property (including the Goods), and personal injury arising from the act, error, fault, neglect, misuse or omission of any user of the Goods (including any failure to perform preventative maintenance and/or repairs);
- (h) any Goods which we have supplied to you as second hand goods;
- (I) repair of damage to property (including the Goods), and personal injury caused by the operation of the Goods other than in accordance with recommended operating procedures as set out in the User Guide or otherwise than in accordance with the directions or recommendations of the Seller.
- (j) damage sustained while in transit or on the merchant's premises.